


# Lottery Terminal

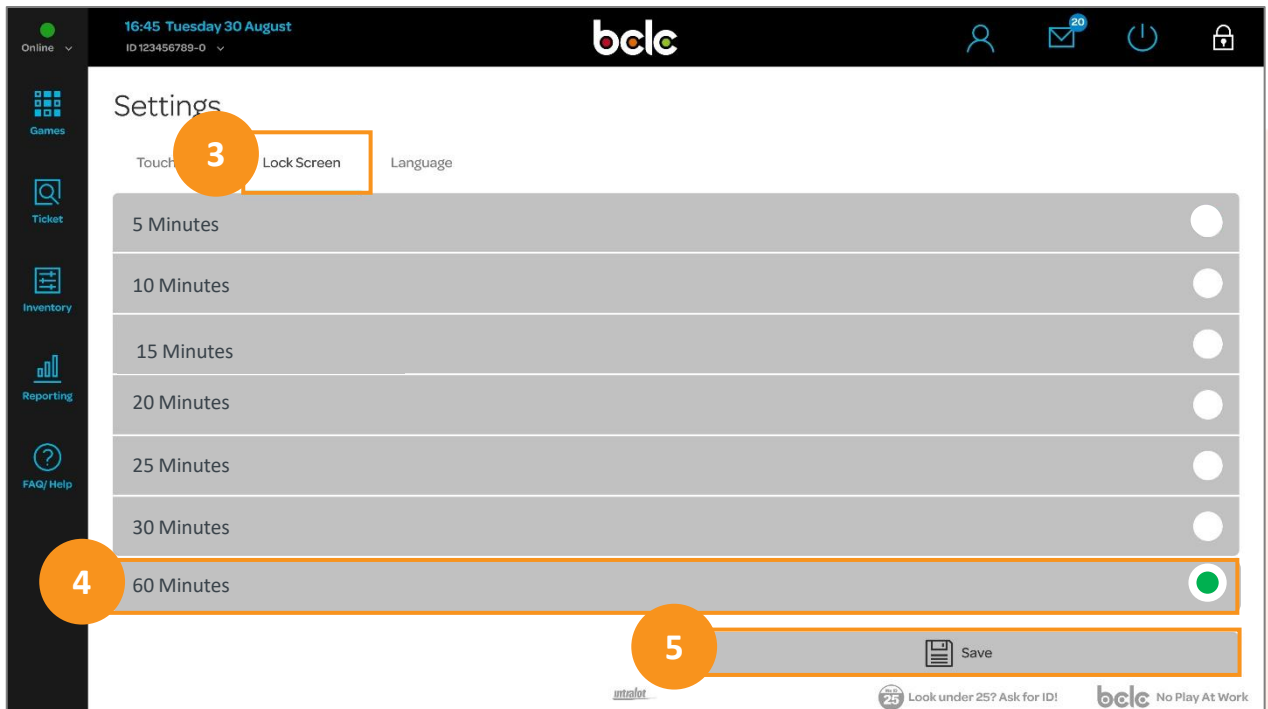
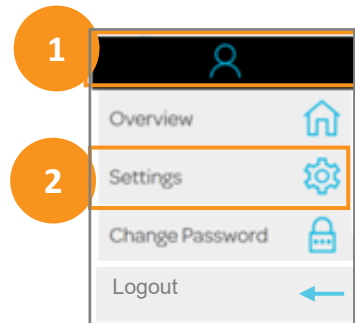
## How to Update Lock Screen Timing



The Lock Screen feature helps keep your Lottery Terminal secure by limiting access when the terminal is not in use. By default, the terminal locks automatically after 5 minutes of inactivity. You can change this time setting to meet your store's needs while maintaining security and preventing unauthorized access. Review this Retailer Information Sheet in full to learn how to change the Lock Screen timing.

### How to Update the Lock Screen Time:

1. Tap '  ' icon
2. Tap 'Settings'.
3. Tap 'Lock Screen'.
4. **Select** the desired time for your Lottery Terminal to lock after inactivity.
5. Tap 'Save'.



Text or call **Lottery Retail Support:**  
1-800-667-1649



# Lottery Terminal

## How to Update Lock Screen Timing



### Frequently Asked Questions

#### Why does the Lottery Terminal lock automatically?

The Lock Screen is a security feature that prevents unauthorized access when the terminal is not in use.

#### What is the Lottery Terminal default lock time?

By default, the Lottery Terminal locks after 5 minutes of inactivity.

#### Can I change the lock time?

Yes. You can adjust the lock time to fit your store's needs. Review this Retailer Information Sheet for step-by-step instructions.

#### What happens to the other Lottery Equipment like the Ticket Checker when the Lock Screen activates?

When the lock screen feature activates, the terminal functions are restricted, but other Lottery Equipment, such as the Ticket Checker remain active and available for use by the player.



Text or call **Lottery Retail Support:**  
1-800-667-1649

